

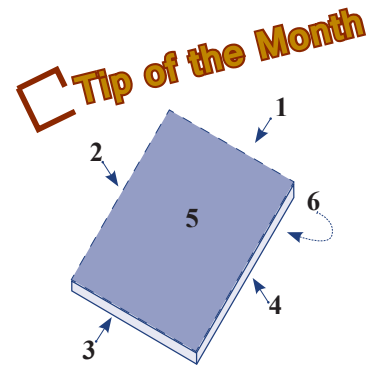


ROYAL DOOR Ltd.  
A Canadian Company Established Since 1975

## April 2019 Newsletter


### Proper Finishing Makes all the Difference

- Use Oil-Based Products which are environmentally friendly to finish your doors.
- Never use "Latex" or "Acrylic" products, they lead to blotchy finishes/splitting/cracking/warping/lifting veneer.
- Latex/Acrylic doesn't permit the door to move freely which wood needs to remain stable, rather it acts as a superglue which restricts free movement.
- A light sanding with 180 grit sandpaper is required, sanding helps open the grain to enhance the finish and remove dirt or handling marks from the door.
- Apply two coats of oil-based primer when painting "Finger Joint", or else the fingers & different grains will show through the paint job.




Finish all six sides of the door including under the hinges, if not the door will absorb moisture and internal failures will result.

## Presentation is all about the Finish




### Latex/Acrylic Products will Crack & Split

- Never use latex-based products to finish wood doors.
- Upon drying, it will pull and lift the wood causing it to crack and split.
- Water-Based products do not cover properly and will significantly show grains and any blemishes



### No Dark Colours for Exterior Doors

- Painting your exterior door black or dark colours will lead to severe damage and void the warranty.
- It will attract the sun which dries up the finish and your door will experience an entire summer of heat in one week leading to components separating.



For more information on finishing our products, visit our home page "[royaldoor.ca](http://royaldoor.ca)"