

# ROYAL DOOR Ltd.

A Canadian Company Established Since 1975





Interior/Exterior Custom & Standard Door Catalogue



## THE ROYAL DOOR LTD. WARRANTY

Royal Door warranties its doors for one (1) year from the shipping date on the invoice. Wood products such as doors are susceptible to expansion, contraction and/or warping which are caused by extreme variations in humidity and temperatures. Warping can also result from different temperature conditions from either side of the doors, such as air conditioning. This warranty applies only if the following care and handling instructions have been followed correctly:

1. Doors should be handled with proper care. They should not be dragged across the floor or other surfaces. They should be lifted, eliminating any sliding of one door on the other.
2. Under no circumstances should the unfinished doors get wet prior to staining or painting because every drop of water will leave a permanent stain on the wood. Failure to adhere to this notice, will result in the warranty being null and void.
3. Doors must be stored in a dry and well ventilated room, not in a damp or freshly drywalled or plastered environment where they are subject to abnormal and varying temperatures and humidity. Store doors at least four (4) feet from heat sources and flat on a level surface supported in at least three (3) places. To prepare doors for installation, store them at average room temperature for several days.
4. Doors must be protected with at least one application of a water proof sealer within 24 hours of installation. The sealer must be applied to all six (6) sides of the door (front, top, back, bottom and both sides). A generous protective coat should be applied to the bottom and top of the door which is where humidity is easily absorbed. Doors should be inspected annually and refinishing should be applied as often as is needed in order to protect the integrity of the finish. When finishing a glass door, the panes must be covered with masking tape in order to prevent them from being scratched permanently by sand paper. It is recommended that an oil based primer be used when painting a veneer pine door to prevent the veneer from lifting. In addition, when finishing solid pine doors for exterior use, a tanning blocking primer should be applied prior to painting in order to avoid resin bleeding through the finished door surface. Joints from fingerjoint pine doors can be noticeable once the doors are finished. An oil based paint is recommended to help make joints less noticeable.
5. Exterior doors must be protected from the elements by an overhang of at least six (6) feet.
6. In order to maintain the structural strength of a door, a maximum of  $\frac{1}{4}$ " is permitted for fitting in length and width taken equally from two (2) sides of the door.
7. If there were to be a problem with any of our doors, all complaints should be reported to an authorized dealer within 24 hours of receiving the merchandise and before any installation work is started on the door. The dealer must contact us immediately. Transportation and labour to replace and refinish defective doors are at the customer's expense.






## WARRANTY EXCLUSIONS

1. On any unfinished interior and exterior doors that have become wet after leaving our manufacturing facility.
2. On any exterior doors that have been painted or stained with dark colours such as black or dark brown.
3. On any interior doors that have been installed for exterior use.
4. On any exterior doors that are out-swinging.
5. Damages caused by failure to comply with the care and handling instructions.
6. Product abuse.
7. Doors that are improperly installed.
8. Non-alignment or bow in the frame or jamb in which the door is hung.
9. Damages caused by persons, other than the manufacturer, attempting to make repairs to the door.
10. Doors whose basic structure has been changed.
11. Doors that have a warp or twist that does not exceed  $\frac{1}{4}$ ". This does not include doors that exceed 36" x 84"

## NATURE CREATES...BUT NEVER DUPLICATES


So two pieces of wood, even from the same tree, are never exactly alike. Due to the differences in natural colour and grain, each piece of wood will react differently to the finishing materials used. This means that you may notice a slight difference in colour between several pieces. In addition, sound knots, slight surface cracks, and other imperfections are not seen as defects.





## Royal Door Interior and Exterior Custom & Standard Doors Designed with Style, Designed without Compromise

When it comes to manufacturing solid panel interior and exterior wood doors, Royal Door delivers a reputation for excellence and quality that is as solid as the doors we produce. Our manufacturing facility in Concord, Ontario, combined with our skilled staff and artisans, guarantee our ability to offer you a high-end product with a superior level of service and attention to detail.



# Exterior Doors



Style # 85




Style # 86



Style # 87



Style # 88  
w/10mm Glass




Style # 89




Style #300WI  
Wrought Iron



Style # 301WI  
Wrought Iron



Style # 903LG  
Lead Grill




Style # 900LD  
Lead Diamond




Style #150



Style # 101D



Style # 101A



Style # 104



Style # 90



Style # 91



Style # 92



Style # 93




Style # 155  
Lead Grill w/Gluechip  
& Bevel Glass



Style # 165  
Lead Grill w/Gluechip  
& Bevel Glass



Style # 145  
Lead Grill w/Water,  
Granite & Bevel Glass



Style # 46  
Lead Grill w/Gluechip  
& Bevel Glass



Style # 764



Style # 755



Style # 720



Style # 45  
w/10mm Glass



1 3/4" Raised Panel




1 3/4" Plank




1 3/4" Flat Plywood Panel



1 3/4" Thermo



1 3/4" Thermo Mutin Bar



1 3/4" Raised Moulding Profile


# Exterior Doors




Style # 902




Style # 902A



Style # 106



Style # 102



Style # 109



Style # 908



Style # 103



Style # 104



Style # 107



Style # 129



Style # 909




Style # 130



Style # 301




Style # 300



Style # 148

Carving on wood panels is only available on cedar doors, (models # 102, 103, 104 and 107).



Style # 163  
w/10mm Glass



Style # 704



Style # 705




Style # 207



Style # 112



Style # 206



Style # 299



Style # 146



Style # 144



Style # 133



1 3/4" Raised Panel




1 3/4" Plank




1 3/4" Flat Plywood Panel



1 3/4" Thermo



1 3/4" Thermo Mutin Bar



1 3/4" Raised Moulding Profile

## Series 200 & 400 Interior Doors



Style # 251  
Style # 451S



Style # 254RP  
Style # 454S/FP



Style # 255  
Style # 455S



Style # 258RP



Style # 250



Style # 241  
Style # 441S




Style # 243RP  
Style # 443S/FP



Style # 244  
Style # 444S



Style # 246RP



Style # 240



Style # 231  
Style # 431S




Style # 232RP  
Style # 432S/FP



Style # 233  
Style # 433S



Style # 234RP



Style # 230

Where indicated doors are available in 400 Series Shaker style. Doors available in both  $1\frac{3}{8}$ " and  $1\frac{3}{4}$ " thicknesses.  
 RP = Raised Panel, FP = Flat Panel, S = Shaker Style



Style # 212



Style # 205



Style # 205CA



Style # 205VA



Style # 291



Style # 292



Style # 209S



Style # 209



Style # 215  
Style # 415S




Style # 211RP



Style # 214



Style # 216



# Series 300 Interior Doors



Style # 340  
Sandblasted Glass  
w/Clear Flower



Style # 342  
Clear Glass w/  
Sandblasted Flower



Style # 344  
Clear Glass w/  
Sandblasted Flower



Style # 346  
Clear Glass w/  
Sandblasted Flower



Style # 348  
Clear Glass w/  
Sandblasted Flower



Style # 350  
Sandblasted Glass  
on two sides




Style # 352  
Sandblasted Glass  
w/Sandblasted Line



Style # 354  
Sandblasted Glass  
w/Clear Line



Style # 356  
Clear Glass w/  
Sandblasted Line



Style # 320  
Sandblasted Glass  
w/Clear Line



Style # 360  
Clear Glass w/  
Sandblasted Pattern



Style # 362  
Clear Glass w/  
Sandblasted Pattern



Style # 364  
Clear Glass w/  
Sandblasted Pattern



Style # 300VA  
1/2" Clear  
Reeded Glass



Style # 300CA

Doors are available in both  $1\frac{3}{8}$ " and  $1\frac{3}{4}$ " thicknesses.  
 All grill style doors are available in brass, lead, and zinc camings.



Style # 335ZG  
Zinc Grill



Style # 330BG  
Brass Grill



Style # 325ZG  
Zinc Bevel



Style # 325BG  
Brass Bevel



Style # 370  
Clear Glass w/  
Wheelcut Pattern



Style # 372SVG  
Clear Glass w/  
Single V-Groove



Style # 374SVG  
Clear Glass w/  
Single V-Groove



Style # 376SVG  
Clear Glass w/  
Single V-Groove



Style # 300  
Cutswold Glass



Style # 300  
Gluechip Glass



Style # 305SVG  
Single V-Groove



Style # 315DVG  
Double V-Groove



$1\frac{3}{8}$ " Moulding



$1\frac{3}{4}$ " Moulding




Brass Grill




Zinc Grill



Lead Grill



Single V-Groove



Double V-Groove

# Series 700 Raised Panel Interior Doors



Style # 730



Style # 745



Style # 750



Style # 780



Style # 785



Style # 720



Style # 704



Style # 755



Style # 705



Style # 764



Style # 723



Style # 773



Style # 774



Style # 775



Style # 710

Doors are available in both 1 3/8" and 1 3/4" thicknesses.  
VG = V-Groove



Style # 790



Style # 740



Style # 760



Style # 765



1 3/8" Raised MDF Panel



1 3/8" Raised Panel



Style # 763



Style # 713



Style # 714



Style # 716



1 3/8" Raised MDF Panel  
with V-Groove



1 3/4" Raised MDF Panel



Style # 715



Style # 710VG



Style # 730VG



Style # 785VG



1 3/4" Panel



1 3/4" Raised MDF Panel  
with V-Groove

# Series 600 Flat Panel & Series 500 Shaker Doors

Doors are available in both  $1\frac{3}{8}$ " and  $1\frac{3}{4}$ " thicknesses.

RP = Raised Panel, FP = Flat Panel, S = Shaker Style, VG = V-Groove

$1\frac{3}{8}$ " w/ Applied moulding

$1\frac{3}{8}$ " w/  $\frac{3}{8}$ " Flat Panel

$1\frac{3}{8}$ " w/  $\frac{1}{2}$ " Flat Panel

$1\frac{3}{8}$ " Shaker w/  $\frac{3}{8}$ " Panel

$1\frac{3}{8}$ " Shaker w/  $\frac{3}{4}$ " Panel

$1\frac{3}{8}$ " V-Groove w/  $\frac{1}{2}$ " Flat Panel

$1\frac{3}{4}$ " w/  $\frac{1}{2}$ " Flat Panel

$1\frac{3}{4}$ " w/  $\frac{3}{4}$ " Flat Panel

$1\frac{3}{4}$ " Shaker w/  $\frac{1}{2}$ " Panel

$1\frac{3}{4}$ " Shaker w/ 1" Panel

$1\frac{3}{4}$ " V-Groove w/  $\frac{1}{2}$ " Flat Panel



Style # 510SAM



Style # 600FPA  
Style # 500SA



Style # 610FP  
Style # 510S



Style # 615FP  
Style # 515S



Style # 613FP  
Style # 513S




Style # 673FP  
Style # 573S



Style # 674FP  
Style # 574S



Style # 675FP  
Style # 575S



Style # 676FP  
Style # 576S



Style # 640FP  
Style # 540S




Style # 630FP/VG  
Style # 530S/VG



Style # 680FP/VG  
Style # 580S/VG

## Mortise & Tenon Cutaways



Doors are available in the following wood types



### Standard Interior Door Sizes

12" X 80" X 1 3/8"  
 14" X 80" X 1 3/8"  
 16" X 80" X 1 3/8"  
 18" X 80" X 1 3/8"  
 20" X 80" X 1 3/8"  
 22" X 80" X 1 3/8"  
 24" X 80" X 1 3/8"

26" X 80" X 1 3/8"  
 28" X 80" X 1 3/8"  
 30" X 80" X 1 3/8"  
 32" X 80" X 1 3/8"  
 34" X 80" X 1 3/8"  
 36" X 80" X 1 3/8"


Interior doors are also available in 1 3/4" thickness.

### Standard Exterior Door Sizes

32" X 80" X 1 3/4"  
 34" X 80" X 1 3/4"  
 34" X 82" X 1 3/4"  
 36" X 80" X 1 3/4"  
 36" X 84" X 1 3/4"

Custom sizes also available.

# Glass Pane & Transparency Samples



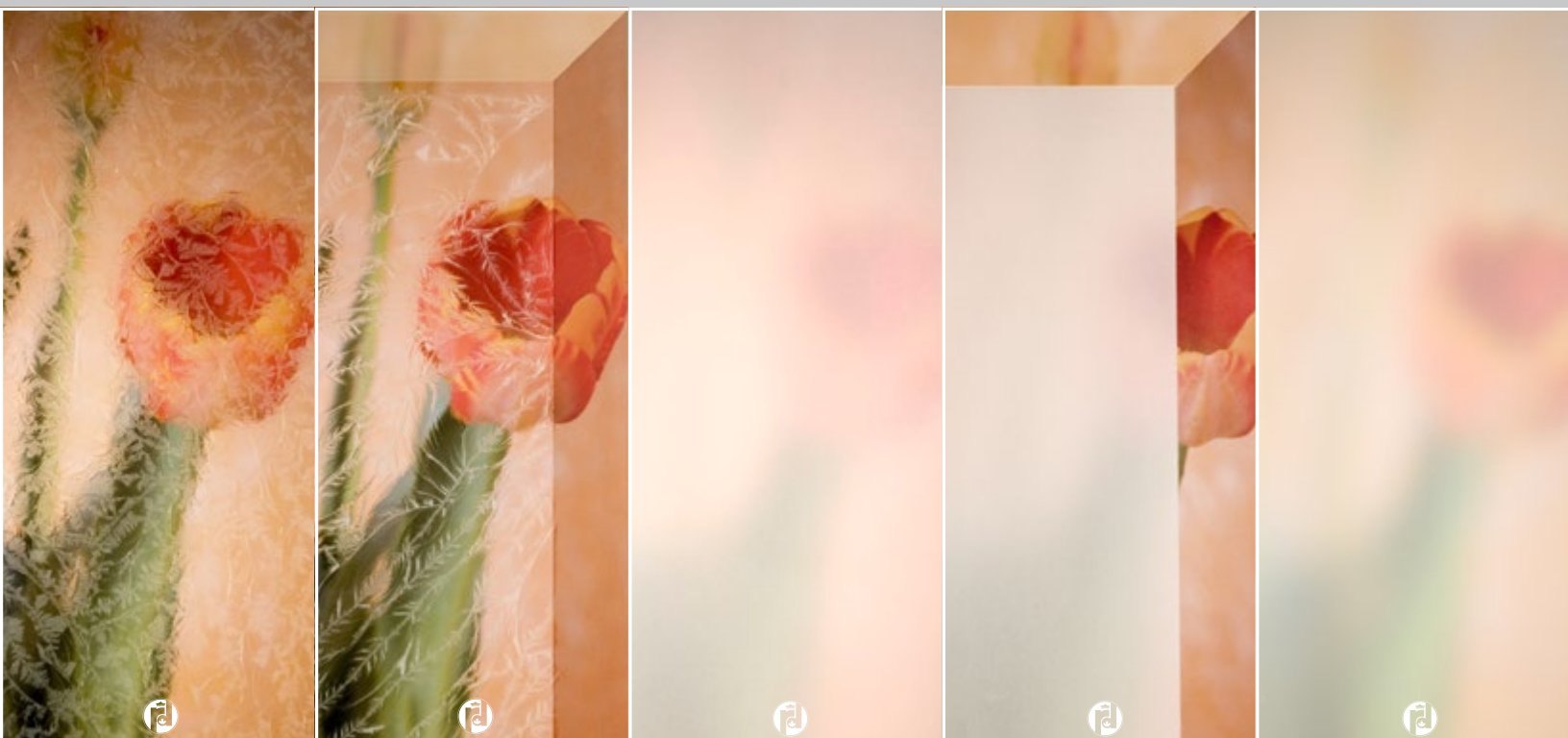
Gluechip


Bevelled Gluechip

Sandblasted

Bevelled Sandblasted

Acid Etched






Bevelled Acid Etched

White Laminated


Ricepaper

Delta Sandblasted

Taffeta



# Glass Pane & Transparency Samples




Waterglass


Pinhead

Chinchilla

Cathedral

Monumental






Sparkolite

Cutswold

Listral K

1/8" Clear Reeded

1/2" Clear Reeded



Royal Door Ltd. is a proud supporter of Brandan's Eye Research Foundation

Brandan's Eye Research Foundation is a volunteer organization that is committed to raising funds for research of potentially blinding childhood eye disorders at The Hospital for Sick Children (SickKids) in Toronto, Canada. Research projects funded by this charity are playing an integral role in enhancing SickKids' ability to provide the best patient care, research and treatment that science has to offer. It is also increasing the hospital's ability to provide every child with the most appropriate, effective, and efficient care. For more information about this charity, how you can become a volunteer, host your own fundraising event such as a golf tournament, or make a donation, call 905.738.3837 or visit [www.brandanseyerresearchfoundation.ca](http://www.brandanseyerresearchfoundation.ca)



# ROYAL DOOR Ltd.

A Canadian Company Established Since 1975

87 PLANCHET ROAD, CONCORD, ONTARIO L4K 2C6 CANADA  
Tel: 905.669.2954 Fax: 905.669.2972 [sales@royaldoor.ca](mailto:sales@royaldoor.ca) [www.royaldoor.ca](http://www.royaldoor.ca)